

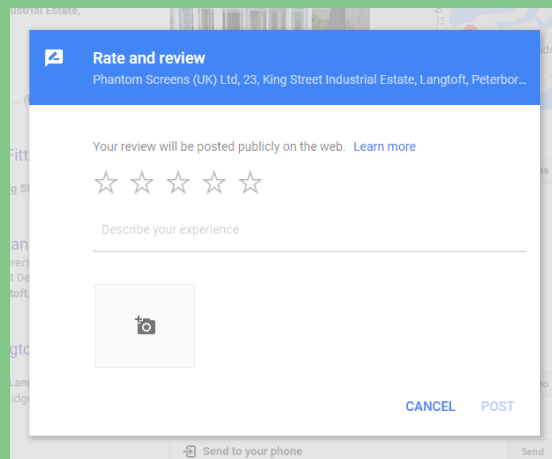


HOW TO LEAVE A GOOGLE REVIEW FOR CLARITY AQUATECH

STEP 1 – CLICK THE LINK BELOW

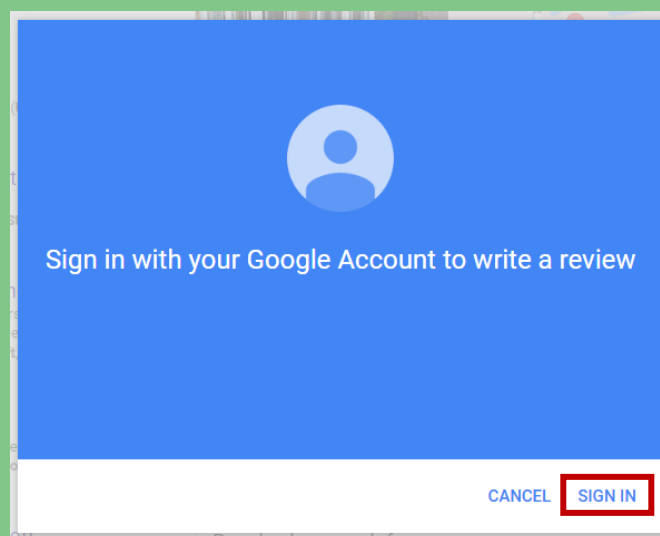
[LEAVE A GOOGLE REVIEW](#)

*IF YOU SEE THE BOX BELOW YOU'RE READY TO LEAVE A REVIEW:
CLICK ON THE NUMBER OF STARS YOU WANT TO GIVE US, YOU CAN ADD A WRITTEN REVIEW IF YOU WISH.



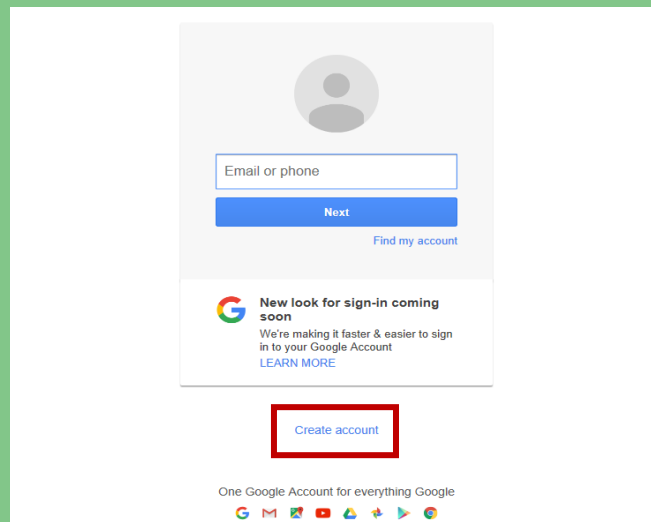
WHEN YOU HAVE FINISHED YOUR REVIEW, CLICK POST.

STEP 2 –IF YOU SEE THIS BOX YOU NEED TO CREATE A GOOGLE ACCOUNT– IT'S EASY!



CLICK "SIGN IN" THEN YOU'LL BE TAKEN TO A NEW PAGE.

WHEN YOU SEE THE PAGE BELOW, CLICK "CREATE ACCOUNT".



FILL OUT THE AREAS IN THE GREY BOX ON THE RIGHT-HAND SIDE THEN CLICK "NEXT STEP" (YOU'LL NEED TO REMEMBER THESE DETAILS SO YOU CAN LOGIN TO YOUR ACCOUNT AGAIN).

One account is all you need
One free account gets you into everything Google.

Take it all with you
Switch between devices, and pick up wherever you left off.

Name
First Last

Choose your username
 @gmail.com
[I prefer to use my current email address](#)

Create a password

Confirm your password

Birthday
Month Day Year

Gender
I am...

Mobile phone
 +44

Your current email address

Default homepage
 Set Google as my default homepage.
Your default homepage in your browser is the first page that appears when you open your browser.

Location
 United Kingdom

Next step

[Learn more](#) about why we ask for this information.

*A PRIVACY & TERMS BOX WILL POP UP – YOU CAN CLICK ACCEPT ON THIS.

STEP 3 – CLICK THE “LEAVE A GOOGLE REVIEW” LINK BELOW AND FOLLOW THE INSTRUCTIONS IN STEP 1

[LEAVE A GOOGLE REVIEW](#)

WE HOPE THIS HELPS - THANK YOU FOR LEAVING US A REVIEW.

IF YOU REQUIRE ANY MORE ASSISTANCE, PLEASE CALL OUR CUSTOMER SUPPORT TEAM ON

709 221 5100

WE WILL HAPPILY HELP YOU WITH ANY QUERIES.